

# Proof of Vaccination Submission Guide

## Three Options to Submit Proof


1

**Mobile Safety App**  
(step-by-step guide below)



2

**Online**  
[website link](#)



3

**In Person**  
Book an appointment by email  
[vaccinequestions@conestogac.on.ca](mailto:vaccinequestions@conestogac.on.ca)



# Mobile Safety App



Before you begin, please ensure the **Conestoga Mobile Safety app** is installed on your device. It can be downloaded from the [Apple App Store](#) or [Google Play](#).



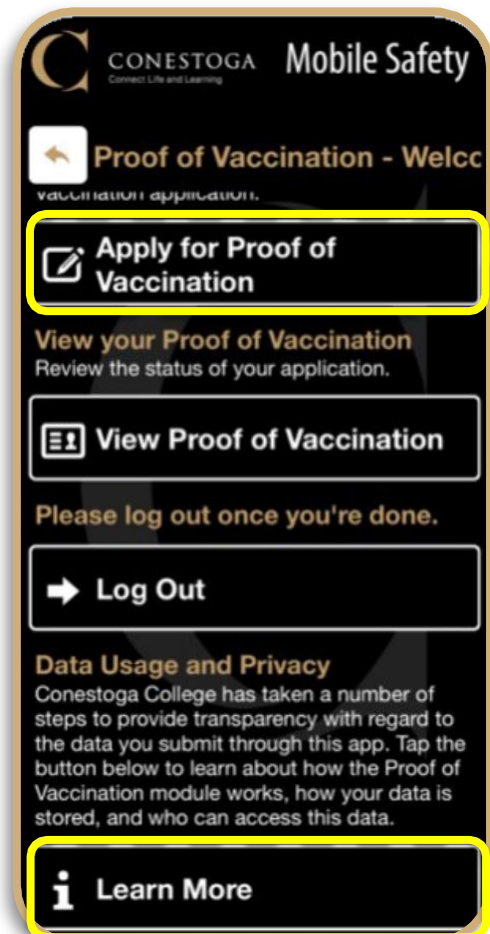
1. Open **Conestoga Mobile Safety app**
2. Click **Proof of Vaccination**.

3. Click **Apply for Proof of Vaccination**.

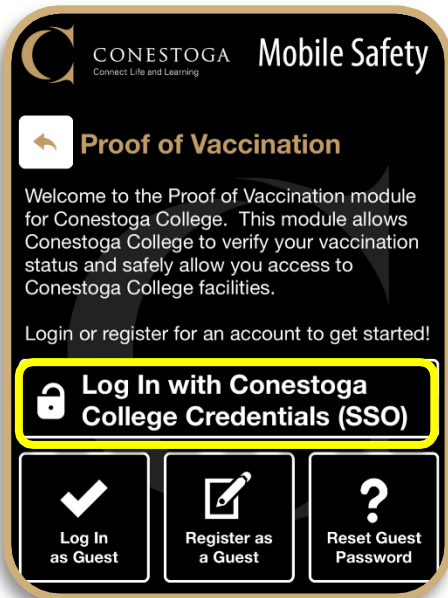


If you were vaccinated in Ontario and don't have a copy of your proof, [download your vaccine receipt here](#). You will need to upload an image of your receipt.

The app developer is AppArmor. Click **Learn More** to see the guiding principles regarding the end privacy that Conestoga College and AppArmor follow.



# Mobile Safety App



4. Log in with your college credentials.



5. Confirm your full vaccination here.

OR



5. Confirm your partial vaccination here.

If you have received your first dose in the two-dose series, please upload your **partial vaccination** proof to receive a 30-day conditional approval. Please upload your second dose receipt before the expiry date.

# Mobile Safety App

## Full Vaccination Proof Submission

6. Complete all required fields.

**CONESTOGA Mobile Safety**  
Connect Life and Learning

First dose type  
Pfizer

Date of first dose  
4/16/2021

Second dose type  
Pfizer

Date of second dose  
9/15/2021

Third dose type (if applicable)

Date of third dose (if applicable)

Image of final dose receipt  
Photo\_9-16-2021\_11-10-09.png



Use drop-down menu to select vaccine type.

First dose type

- Pfizer
- Moderna
- Janssen
- AstraZeneca
- Sinovac
- Sinopharm
- COVISHIELD

If you received the single-dose Johnson & Johnson (Janssen) vaccine, please include the same information in both fields.



Upload an image of your final dose receipt to validate your proof of vaccination.

I declare that the information I have given in this form is true, complete and accurate. I understand that any false information submitted may result in my inability to access Conestoga College campuses. By selecting the checkbox I acknowledge this information is true, complete and accurate.

☒

Cancel Submit

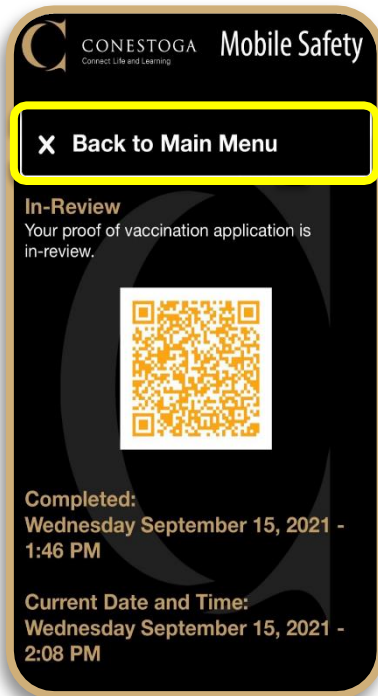


Click this checkbox.



Click **Submit**.

# Mobile Safety App



7. Click here to return to the Main Menu.

After your application is submitted, your status will change to **In-Review** while your vaccination proof is being verified, and the QR code appears **yellow**.



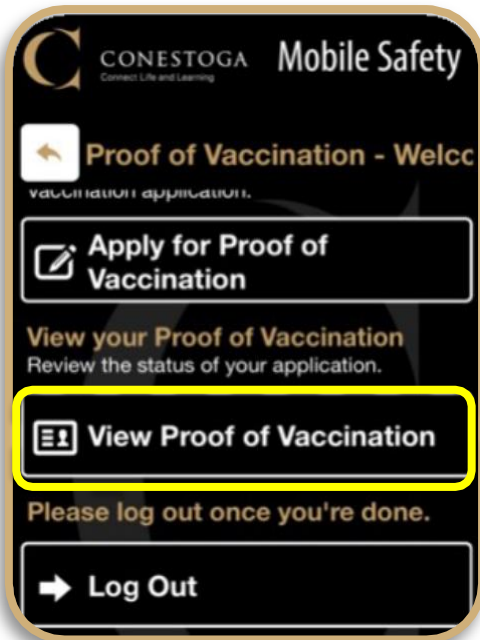
Once your vaccination proof is verified, your application status changes to **Approved**, and the QR code appears **green**.



If your application is denied, your application status changes to **Denied**, and the QR code appears **red**.

You will be notified the next steps to remedy this situation.

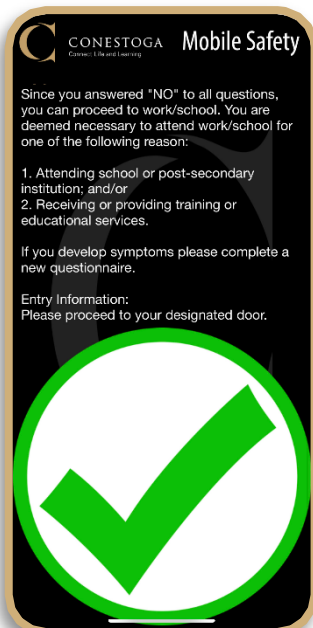
# Mobile Safety App



Click **View Proof of Vaccination** to display your vaccination application QR code.

To access campus, show both the Screening Check Mark and the Approved vaccination application QR Code.

1



2





# Resources

## Webpages

**Vaccination Information:**

**[www.conestogac.on.ca/covid-19/vaccines](http://www.conestogac.on.ca/covid-19/vaccines)**

**Download Your Vaccination Receipt:**

**<https://covid19.ontariohealth.ca>**

## Contacts

**COVID-19 Questions:**

**[covid19questions@conestogac.on.ca](mailto:covid19questions@conestogac.on.ca)**

**Proof of Vaccination Questions:**

**[vaccinequestions@conestogac.on.ca](mailto:vaccinequestions@conestogac.on.ca)**

